


# Summer Passport


Thank you for downloading this product!

Instructions: Print double sided. Cut paper in half, fold together, and staple in the middle. Enjoy!



[thehometeacher.org](http://thehometeacher.org)

# My Summer PASSPORT



2014

I  Summer




DATE:	
ACTIVITY:	


--



DATE:	
ACTIVITY:	


--






NAME:	
AGE:	
ADDRESS:	
PHONE NUMBER:	


DATE:	
ACTIVITY:	



DATE:	
ACTIVITY:	



DATE:	
ACTIVITY:	



DATE:	
ACTIVITY:	



DATE:	
ACTIVITY:	

DATE:	
ACTIVITY:	



DATE:	
ACTIVITY:	

DATE:	
ACTIVITY:	


DATE:	
ACTIVITY:	




DATE:	
ACTIVITY:	

DATE:	
ACTIVITY:	


DATE:	
ACTIVITY:	




DATE:	
ACTIVITY:	



DATE:	
ACTIVITY:	




DATE:	
ACTIVITY:	



DATE:	
ACTIVITY:	



DATE:	
ACTIVITY:	



DATE:	
ACTIVITY:	

DATE:	
ACTIVITY:	

DATE:	
ACTIVITY:	

DATE:	
ACTIVITY:	

DATE:	
ACTIVITY:	

DATE:	
ACTIVITY:	

DATE:	
ACTIVITY:	

DATE:	
ACTIVITY:	